

Alabama State Department of Education System Profile Report 2008-2009



Scottsboro City

State Board of Education Members

Gov. Bob Riley, President
Randy McKinney, Vice President, District I
Betty Peters, State Board Member, District II
Stephanie W. Bell, State Board Member, District III
Dr. Ethel H. Hall, V. P. Emerita, District IV
Ella B. Bell, State Board Member, District V
David F. Byers Jr., State Board Member, District VI
Sandra Ray, State Board Member, District VII
Dr. Mary Jane Caylor, President Pro Tem, District VIII
Dr. Joseph B. Morton, Superintendent of Education

Superintendent

Dr. Judith Berry

School Board Members

Mr. Jerry Coleman
Mrs. M. Mckinnon
Mr. Robbie Copenhaver
Mr. Donald Hodges
Dr. Judy McCrary

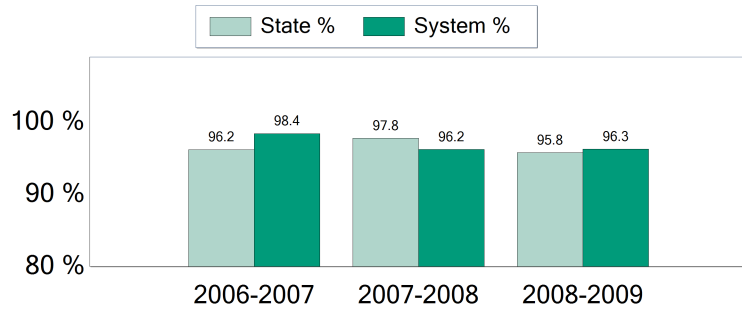
Scottsboro City
305 S Scott Street
Scottsboro, AL 35768
(256)218-2100

Report cards are prepared by the Alabama Department of Education. For more information including a glossary of terms, grading scales, and detailed data, visit the SDE Web site Accountability Reporting System at: <http://www.alsde.edu/Accountability/preAccountability.asp>

Average Daily Membership

This is the average number of students on attendance rolls during the first twenty days of school after Labor Day.

School Year	ADM
2008-2009	2,667.9
2007-2008	2,681.1
2006-2007	2,651.6

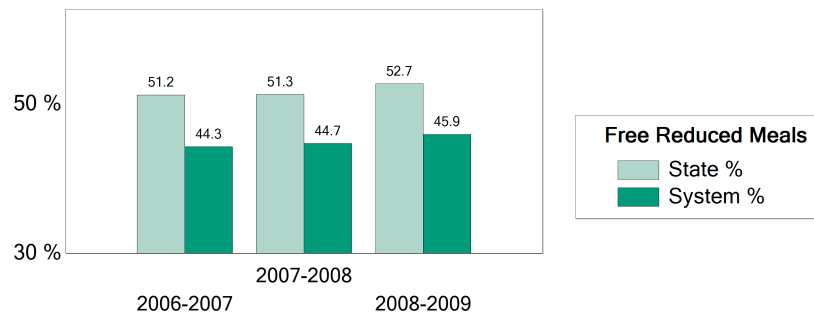


Average Daily Attendance

This is the percent of students that attend school each day.

Students Eligible for Free or Reduced Price Meals

This is the percent of students that applied for and were approved as reported on the Fall Attendance Report. It is an indicator of poverty.



Safety & Discipline

The following table shows the types of discipline problems that have occurred and what actions were taken.

Incident Type	Reported	Action Taken		
		Suspension	Expulsion	Alternative School
Assault	2	2	0	0
Drug Related	6	5	0	1
Weapon Related	4	3	0	0
Bomb Threat	0	0	0	0

Teacher Qualifications

This table shows the percentage of teachers holding each level of certification as issued by the Alabama Department of Education for 2008-2009 school year.

Six Year (Class AA) through Doctorate	Master's Degree (Class A)	Bachelor's Degree (Class B)
9.7 %	58.1 %	31.3 %

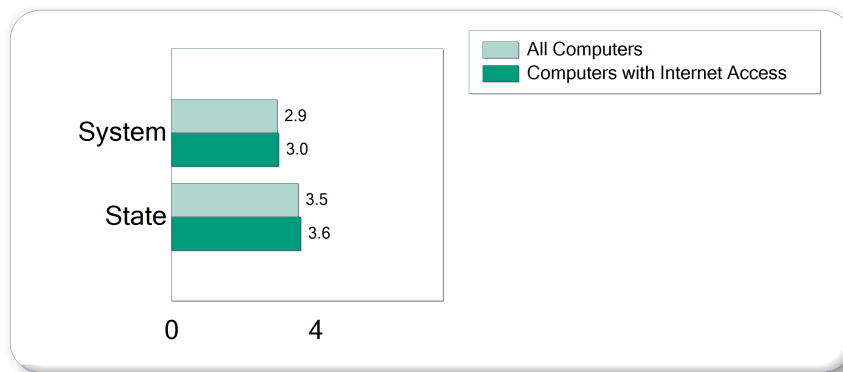
Due to rounding, totals may not equal 100%

Percentage of all Elementary and Secondary Teachers with Emergency Certification	0.0 %
--	-------

Staffing

The following full and part time professionals were employed this year.

	System	State
Superintendents	1	133
Asst. Deputy Superintendents	0	131
Principals/Assistants	10	2,660
Teachers	160	46,530
Counselors	7	1,849
Librarians	6	1,425
Other Certificated	6	2,488
Support Personnel	164	38,187



Technology

Internet access and computer use in schools. A lower number indicates greater student access.

Career / Tech Education

Business/Industry Certification (BIC) is a means of assisting career/technical education programs to improve by setting standards against which all programs can measure progress. The goal is for all programs to remain in compliance with business/industry standards. The number indicates the percentage of programs that remain in compliance. The letter grade measures whether or not these programs are on track to meet that goal.

Programs Achieving Business/Industry Certification	Rate	Grade
	100.0%	A

Percent of High School Students Enrolled in Career /Tech Classes

This is the percentage of students in Grades 9-12 who are enrolled in career and technical education coursework as compared to the overall student population in Grades 9-12.

Percent of Students Enrolled in Career/Tech Classes 2008-2009	System	State
	50%	48%

Percent of Positive Placements in Career / Tech

This represents the percentage of students who completed a career/technical program of studies and took a job in a related field or enrolled in post-secondary studies.

Percent of Positive Placements 2007-2008	System	State
	76.5%	93.8%